

Welcome to

(Grades K-5)

POOLER ELEMENTARY
SCHOOL

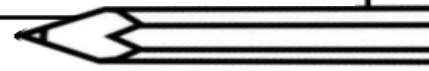
ART

Fall 2015 Newsletter



Ms. Elizabeth Harper * Room 31 * Elizabeth.Harper@SCCPSS.com * (912) 395-3625

Check us out on the web at www.PoolerArt.Weebly.com!



Happening in the Art Room This Quarter...

- ❖ We will continue our exploration of different cultures and their celebrations as we study the origins and art of Halloween, Dia de Muertos, Veteran's Day, and Thanksgiving.
- ❖ We will be learning more about color theory. Our younger artists will be mixing secondary colors, while our older craftsmen will be creating color wheels, learning about color families, and blending nuanced shades and tones of our favorite hues!
- ❖ We will further refine our drawing and painting skills while we expand our artistic repertoire to include printmaking and collaging
- ❖ Fourth grade students will be visiting the Telfair November 3rd, and we'd love to have a few art-lovin' parents or grandparents join us as we peruse the paintings of French artist Claude Monet and investigate American Impressionism!

Suggested Classroom Donations

We are always in need of baby wipes (any size container or refill), Clorox-type Cleaning Wipes (any size container or refill), glue or glue sticks, markers (any kind!), yarn (cheap and colorful!), permanent markers, and white-board markers.

We also need instant coffee (new or past its expiration date) for painting, pasta in any shape (including wagon wheel, spiral, butterfly, penne, rigatoni, ditalini, macaroni, spaghetti, etc.), masking tape, circular lids for tracing, plastic shopping bags, plastic wrap, paper towel or gift wrap tubes for papier-mâché, plastic containers for water or paint, and cheap paper or Styrofoam plates or trays for printmaking.

Finally, if you're considering upgrading your technology this holiday season, consider donating your outdated models to our classroom for a tax write-off! And remember, art supplies make awesome holiday presents for students and teachers! Thanks, y'all!

Electronic Portfolios

Each of our artists is establishing an online portfolio so we can chart progress over time and share masterpieces with friends and family! The process of submitting art has been greatly simplified (for me) since we began this experiment four years ago, as our tech-savvy kiddos can now upload photographs of their own work in the classroom or from home via a computer by clicking on the link from our classroom website or by downloading the free Artsonia app to any smartphone or tablet and zapping the QR code below. (Don't worry! I still get to approve it before it goes public!)



While we try
to teach our

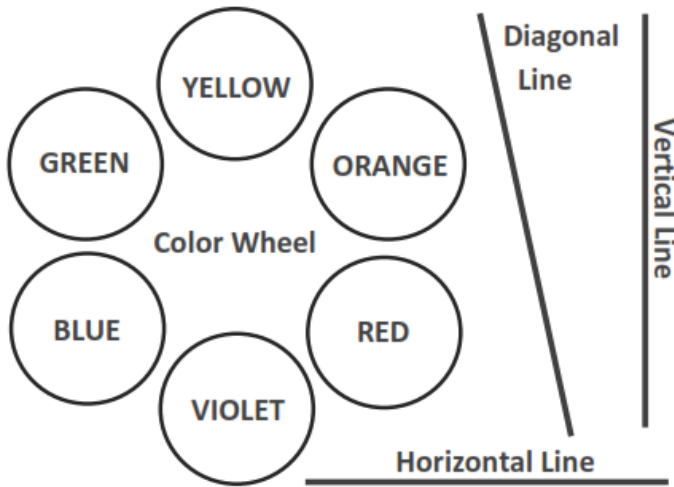
children
teach
us what
life is all
about.

our children

about life!



What Will I Learn in Kindergarten & First Grade Art?



Kindergarten vocabulary:

center	shape	short/long
left/right	size	weaving
pattern	line	collage
texture	wavy	portrait
thick/thin	zigzag	repeat
up/down	straight	imagine
over/under	curvy	create

Elements of Art:

Line
Shape
Color
Space
Value
Form
Texture

1st grade vocabulary:

diagonal	landscape	organic
horizontal	background	geometric
vertical	horizon line	3D (three-dimensional)
primary	assemble	2D (two-dimensional)
secondary	texture	
neutral	print	

I can discover the primary and secondary colors and use them when I create art.

Primary colors: Red, Yellow, Blue

Secondary colors: Orange, Green, Violet

Neutral colors: Black, White, Gray, Brown

Red + Yellow = Orange

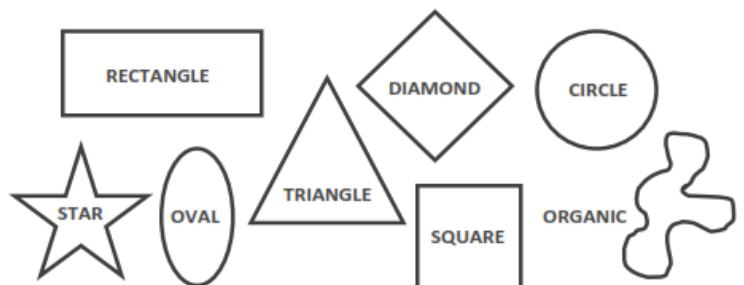
Yellow + Blue = Green

Red + Blue = Violet

If I add **WHITE** to a color, it will become lighter.

If I add **BLACK** to a color, it will become darker.

I can discover geometric and organic shapes and use them when I create art.



I can recognize types of pattern and create pattern in my artwork.



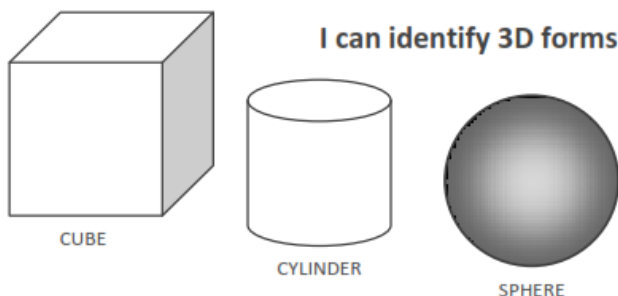
I can identify & explain different types of art careers.

- Illustrator
- Painter
- Cartoonist
- Sculptor
- Video Game Designer
- Fashion Designer
- Toy Designer

I can name types of lines and draw them in my artwork.



I can identify 3D forms.

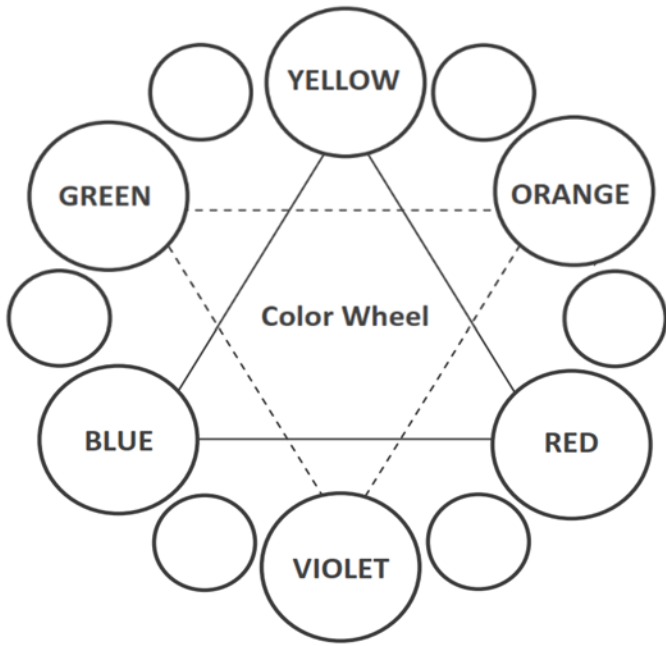


I can learn about artists from around the world.





What Will I Learn in Second & Third Grade Art?



2nd grade vocabulary:		
cone	resist	balance
cube	still life	cool colors
illustrate	observe	warm colors
human-made	pattern	sphere
media	sequence	pyramid
medium	theme	silhouette
symmetry	visual	
3rd grade vocabulary:		
architecture	intermediate	overlapping
artifacts	placement	3D (three-dimensional)
ceramics	positive space	
cool colors	negative space	2D (two-dimensional)
warm colors	seascape	
cylinder	illusion	tint
depth	balance	shade
contrast	symmetry	asymmetry

Elements of Art:
Line
Shape
Color
Space
Value
Form
Texture
Principles of Art:
Pattern
Balance
Contrast

I can discover the intermediate colors and use them when I create art.

Primary colors: Red, Yellow, Blue
Secondary colors: Orange, Green, Violet
Intermediate colors: Red-orange, Red-violet, Blue-green, Blue-violet, Yellow-green, Yellow-orange

Neutral colors: Black, White, Gray, Brown

If I add **WHITE** to a color, it will become lighter. This is called a **tint**.
 If I add **BLACK** to a color, it will become darker. This is called a **shade**.

Horizontal Line



Diagonal Line



Vertical Line



I can discover positive and negative space and use it when I create art.

I can identify 3D forms.

CUBE CYLINDER SPHERE PYRAMID CONE

I can identify & explain different types of art careers.

Illustrator
 Painter
 Cartoonist
 Sculptor
 Video Game Designer
 Fashion Designer
 Toy Designer

I can name types of balance and use them in my artwork.

SYMMETRICAL ASYMMETRICAL

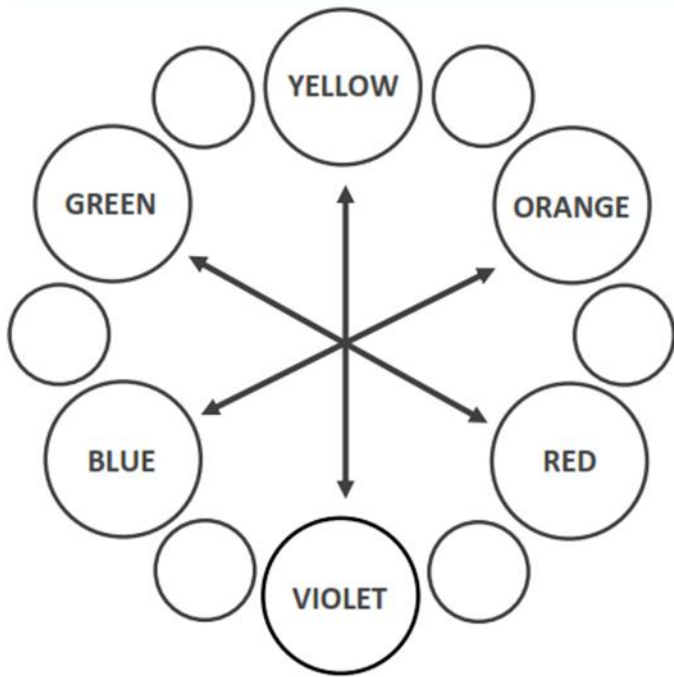
WARM COLORS:
 RED
 ORANGE
 YELLOW

COOL COLORS:
 BLUE
 GREEN
 VIOLET

I can learn about artists from around the world.



What Will I Learn in Fourth & Fifth Grade Art?



4th grade vocabulary:

architecture	intermediate	overlapping
artifacts	placement	tint
ceramics	positive space	shade
cylinder	negative space	asymmetry
depth	illusion	radial
contrast	balance	collaborate
pattern	symmetry	emphasis

Elements of Art:

Line
Shape
Color
Space
Value
Form
Texture

5th grade vocabulary:

perspective	principles	craftsmanship
point of view	plastic	critical thinking
research	leatherhard	converging
sketch	greenware	monochrome
symbols	bisque	value
contrast	glazeware	tone
culture	hues	intensity
complementary	color theory	movement
proportion	Impressionism	
Cubism	Surrealism	

Principles of Art:

Pattern
Balance
Contrast
Movement
Emphasis
Rhythm
Unity

I can discover color schemes and use them when I create artwork.


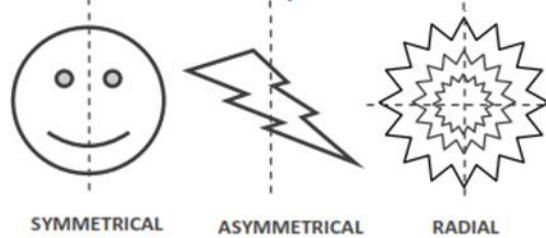
Color + white= Tint
Color + black= Shade

Warm= Red, Orange, Yellow
Cool= Blue, Green, Purple

Monochromatic= One hue plus tints, shades and tones of that hue

Complementary= Two opposite colors on the color wheel

I can name types of balance and use them in my artwork.



I can identify & explain different types of art careers.

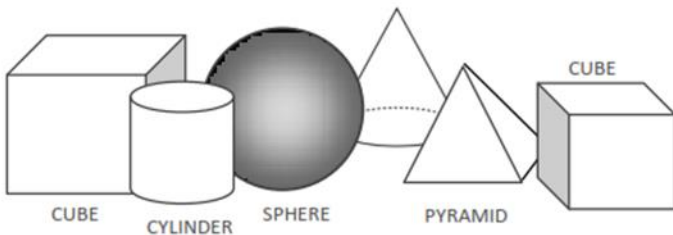
Illustrator
Painter
Cartoonist
Sculptor
Architect
Graphic Designer
Art Instructor
Set Designer

I can demonstrate how to use proportion, especially within the human figure and facial features.

I can learn about artists from around the world.



I can learn about art history periods, movements & styles.



I can identify and experiment with drawing 3D forms.